

Possible futures for car tax: Summary report

This report was created on Monday 12 March 2018 at 09:48.

The consultation ran from 19/01/2018 to 02/03/2018.

Contents

Question : What is your name?	1
Name	1
Question : What is your email address?	2
Email	2
Question : Are you answering on behalf of an organisation?	2
Organisation response yes/no radio	2
If so, please state your organisation's name	2
Question : May we publish your response?	2
Consent publishing	2
Question 1: Should older vehicles progressively pay more vehicle tax on the Isle of Man?	2
Q8 older vehicles pay more radio yes/no	2
Question 2: How many different payment bands should there be for cars and motorbikes?	3
Q6 payment bands - radio options	3
Question 3: Should classic vehicles continue to benefit from reduced tax rates?	3
Q9 classic vehicles exemption radio yes/no	3
Q11 classic vehicles exemption why text	3
Question 4: How much more should the highest tax charge be compared to the average charge?	4
Q5 highest tax charge radio options	4
Question 5: Should vehicle tax be used to influence people's purchasing decisions?	4
Q2 vehicle tax influence checkbox options	4
Q2 vehicle tax influence why text	4
Question 6: Would this change your vehicle purchasing decisions?	5
Q3 change vehicle purchasing decisions radio yes/no	5
Q3 change vehicle purchasing decisions why text	5
Question 7: Should there be a Vehicle First Registration tax on the Isle of Man?	5
Q7 vehicle first registration tax radio yes/no	5
Question 8: Should the Island introduce a congestion charge to drive into major centres of population?	5
Q12 congestion charge radio yes/no	5
Q14 congestion charge radio why text	5
Question 9: Should a visiting vehicle pay a contribution while it is on the Island?	6
Q10 visiting vehicle charge radio yes/no	6
Question 10: The cost of collecting vehicle tax could be reduced by the use of simplified charging systems and/or technology.	6
Which of these would you support?	
Q11 - collection of vehicle tax	6
Q13 simplified charging systems why text	6
Question 11: The repair of the Island's roads is largely funded by the £13m raised from vehicle duty. How should road maintenance be funded?	7
Q1 road maintenance funding source radio options	7
Q1 road maintenance funding source why text	7
Question 12: What outcomes should the Department seek from the tax system in addition to raising a given amount of money?	7
Q4 outcomes checkbox options	7
Q4 outcomes why text	8
Question 13: Please provide any further comments or recommendations.	8
Q13 further comments text	8

Question : What is your name?

Name

There were **566** responses to this part of the question.

Question : What is your email address?

Email

There were 495 responses to this part of the question.

Question : Are you answering on behalf of an organisation?

Organisation response yes/no radio



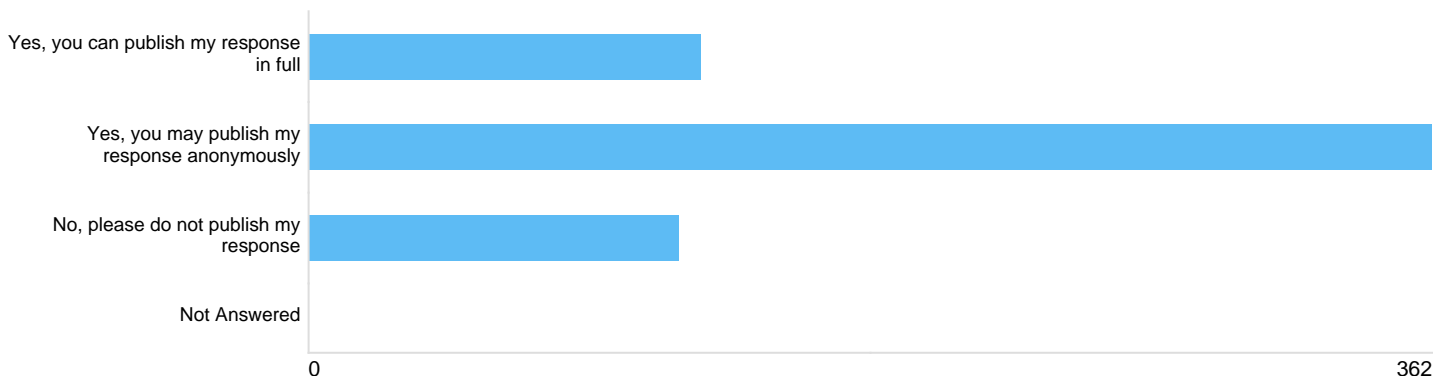
Option	Total	Percent
Yes	13	2.14%
No	586	96.54%
Not Answered	8	1.32%

If so, please state your organisation's name

There were 25 responses to this part of the question.

Question : May we publish your response?

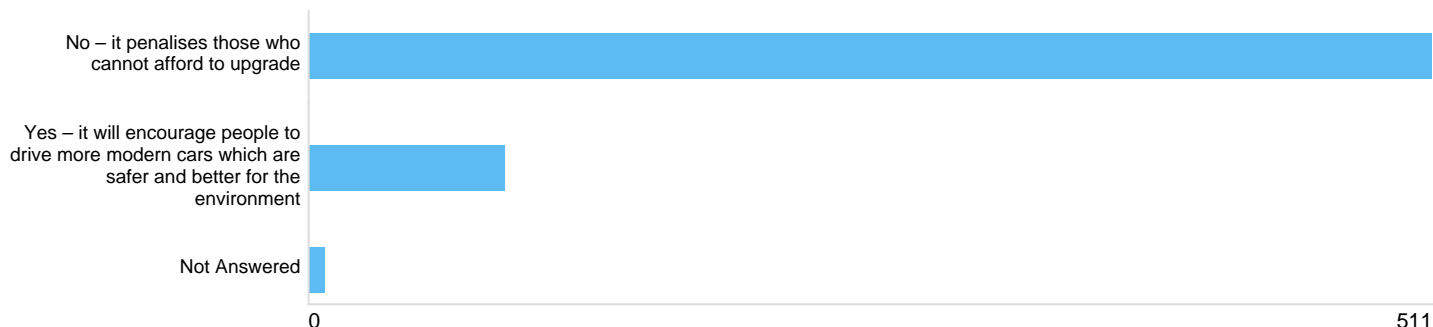
Consent publishing



Option	Total	Percent
Yes, you can publish my response in full	126	20.76%
Yes, you may publish my response anonymously	362	59.64%
No, please do not publish my response	119	19.60%
Not Answered	0	0%

Question 1: Should older vehicles progressively pay more vehicle tax on the Isle of Man?

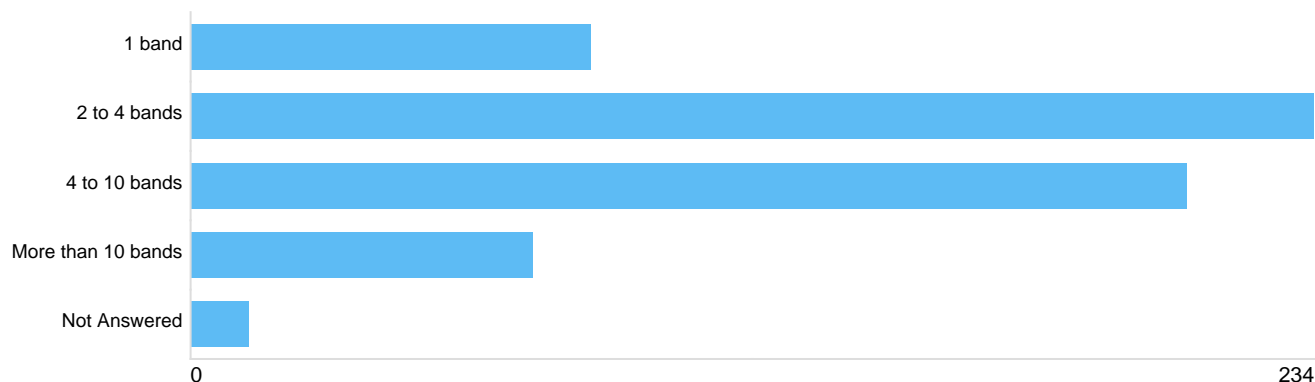
Q8 older vehicles pay more radio yes/no



Option	Total	Percent
No – it penalises those who cannot afford to upgrade	511	84.18%
Yes – it will encourage people to drive more modern cars which are safer and better for the environment	89	14.66%
Not Answered	7	1.15%

Question 2: How many different payment bands should there be for cars and motorbikes?

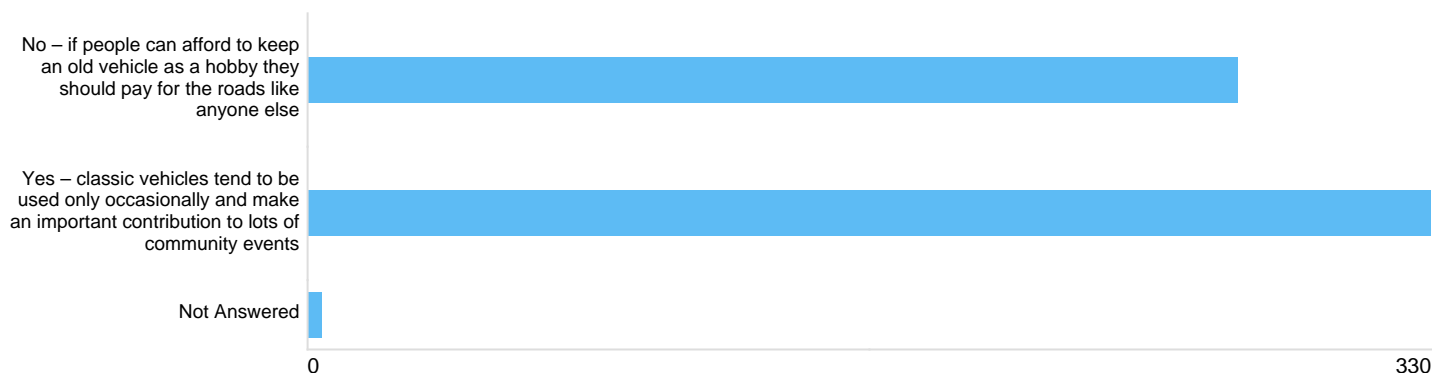
Q6 payment bands - radio options



Option	Total	Percent
1 band	83	13.67%
2 to 4 bands	234	38.55%
4 to 10 bands	207	34.10%
More than 10 bands	71	11.70%
Not Answered	12	1.98%

Question 3: Should classic vehicles continue to benefit from reduced tax rates?

Q9 classic vehicles exemption radio yes/no



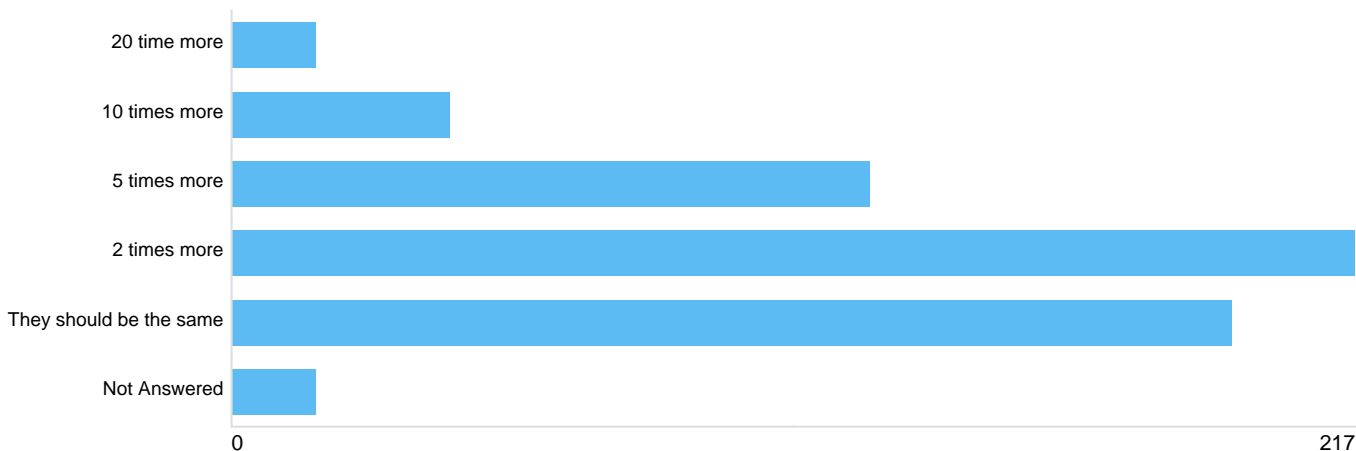
Option	Total	Percent
No – if people can afford to keep an old vehicle as a hobby they should pay for the roads like anyone else	273	44.98%
Yes – classic vehicles tend to be used only occasionally and make an important contribution to lots of community events	330	54.37%
Not Answered	4	0.66%

Q11 classic vehicles exemption why text

There were **316** responses to this part of the question.

Question 4: How much more should the highest tax charge be compared to the average charge?

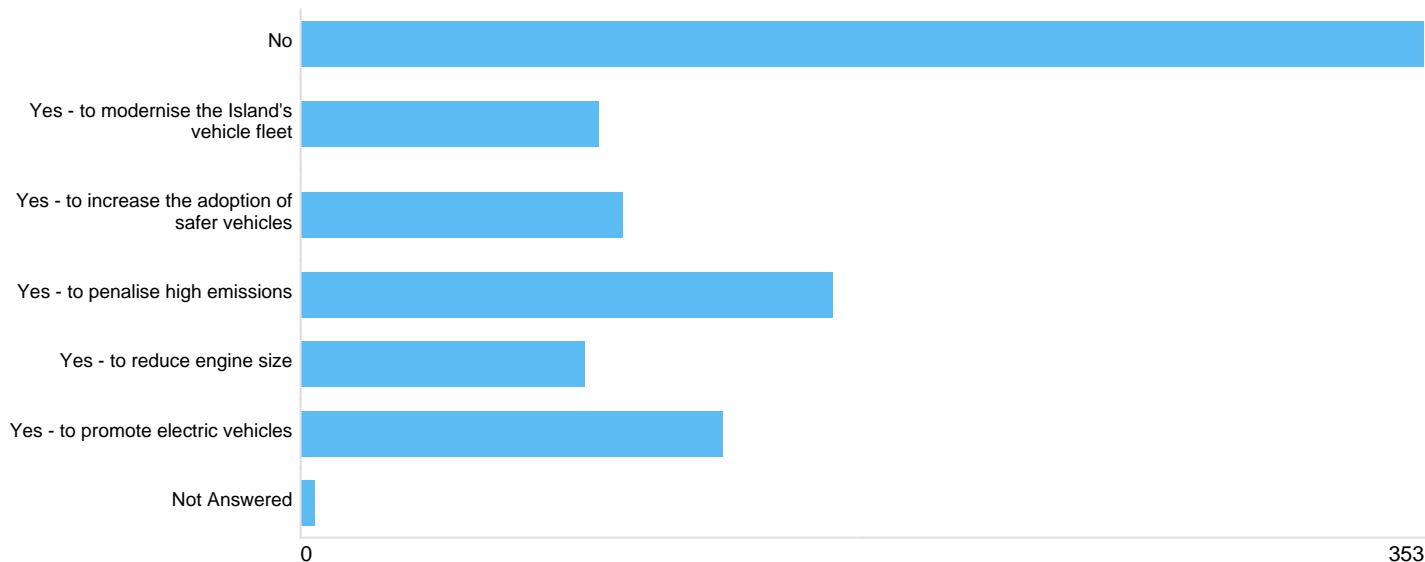
Q5 highest tax charge radio options



Option	Total	Percent
20 time more	16	2.64%
10 times more	42	6.92%
5 times more	123	20.26%
2 times more	217	35.75%
They should be the same	193	31.80%
Not Answered	16	2.64%

Question 5: Should vehicle tax be used to influence people's purchasing decisions?

Q2 vehicle tax influence checkbox options



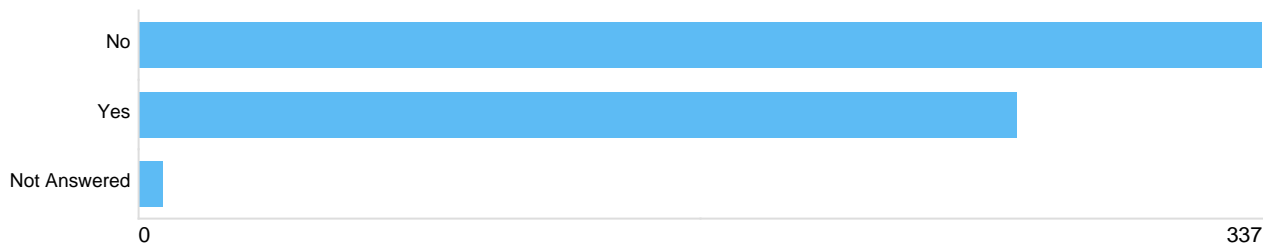
Option	Total	Percent
No	353	58.15%
Yes - to modernise the Island's vehicle fleet	93	15.32%
Yes - to increase the adoption of safer vehicles	101	16.64%
Yes - to penalise high emissions	167	27.51%
Yes - to reduce engine size	89	14.66%
Yes - to promote electric vehicles	132	21.75%
Not Answered	4	0.66%

Q2 vehicle tax influence why text

There were **339** responses to this part of the question.

Question 6: Would this change your vehicle purchasing decisions?

Q3 change vehicle purchasing decisions radio yes/no



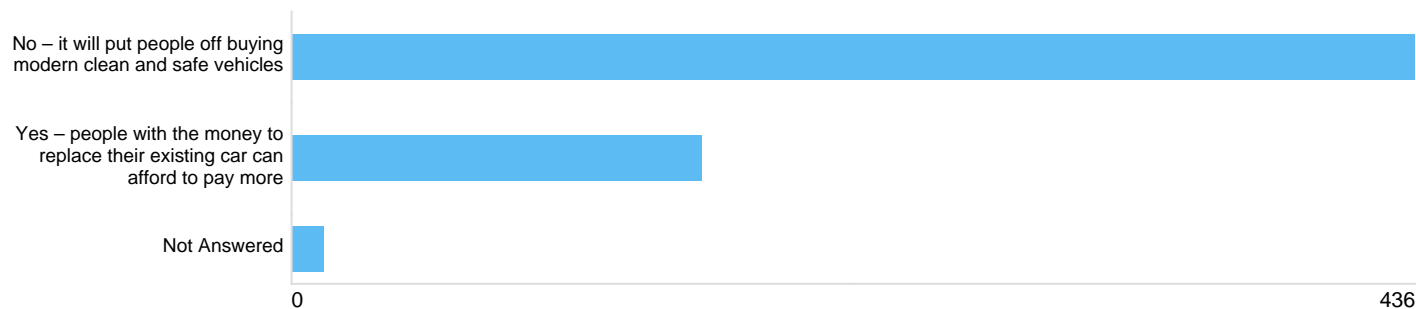
Option	Total	Percent
No	337	55.52%
Yes	263	43.33%
Not Answered	7	1.15%

Q3 change vehicle purchasing decisions why text

There were 297 responses to this part of the question.

Question 7: Should there be a Vehicle First Registration tax on the Isle of Man?

Q7 vehicle first registration tax radio yes/no



Option	Total	Percent
No – it will put people off buying modern clean and safe vehicles	436	71.83%
Yes – people with the money to replace their existing car can afford to pay more	159	26.19%
Not Answered	12	1.98%

Question 8: Should the Island introduce a congestion charge to drive into major centres of population?

Q12 congestion charge radio yes/no



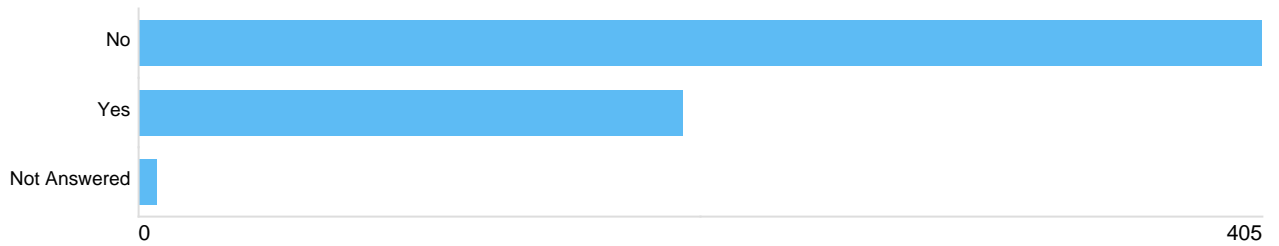
Option	Total	Percent
No	543	89.46%
Yes	58	9.56%
Not Answered	6	0.99%

Q14 congestion charge radio why text

There were 417 responses to this part of the question.

Question 9: Should a visiting vehicle pay a contribution while it is on the Island?

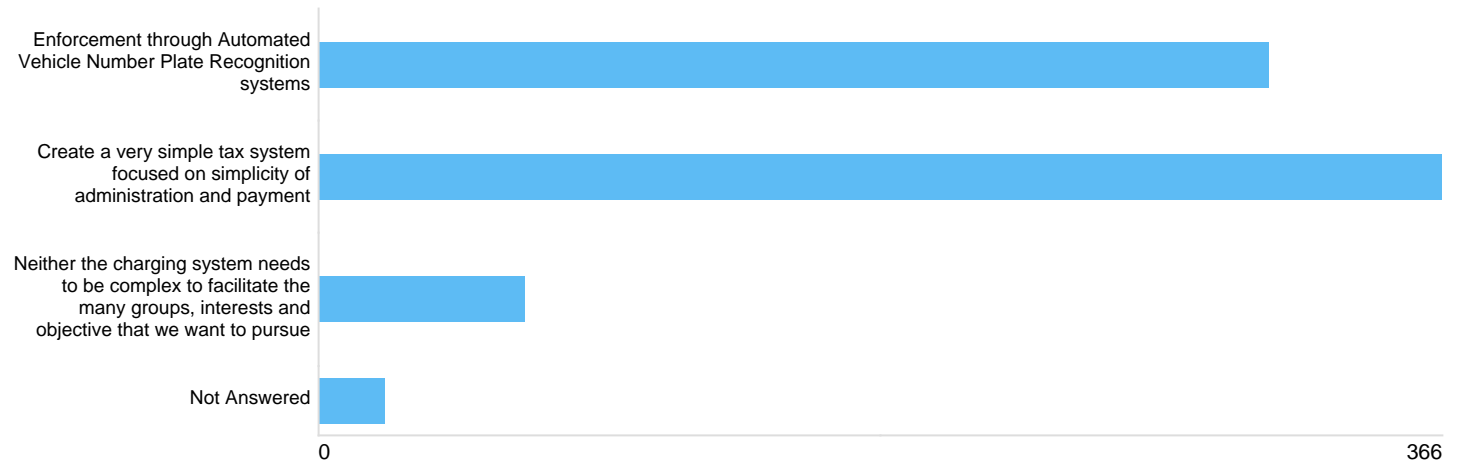
Q10 visiting vehicle charge radio yes/no



Option	Total	Percent
No	405	66.72%
Yes	196	32.29%
Not Answered	6	0.99%

Question 10: The cost of collecting vehicle tax could be reduced by the use of simplified charging systems and/or technology. Which of these would you support?

Q11 - collection of vehicle tax



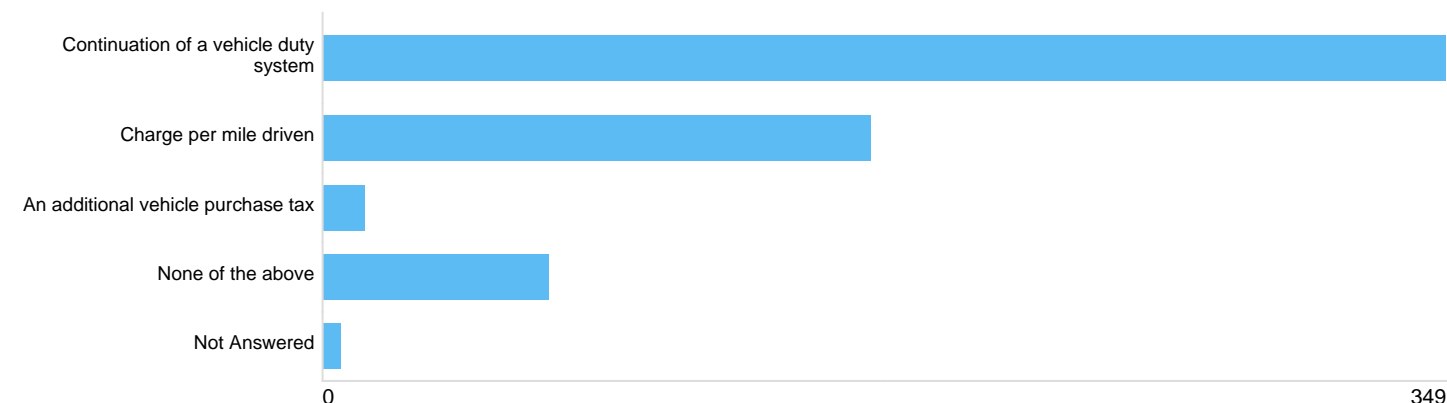
Option	Total	Percent
Enforcement through Automated Vehicle Number Plate Recognition systems	309	50.91%
Create a very simple tax system focused on simplicity of administration and payment	366	60.30%
Neither the charging system needs to be complex to facilitate the many groups, interests and objective that we want to pursue	67	11.04%
Not Answered	21	3.46%

Q13 simplified charging systems why text

There were **287** responses to this part of the question.

Question 11: The repair of the Island's roads is largely funded by the £13m raised from vehicle duty. How should road maintenance be funded?

Q1 road maintenance funding source radio options



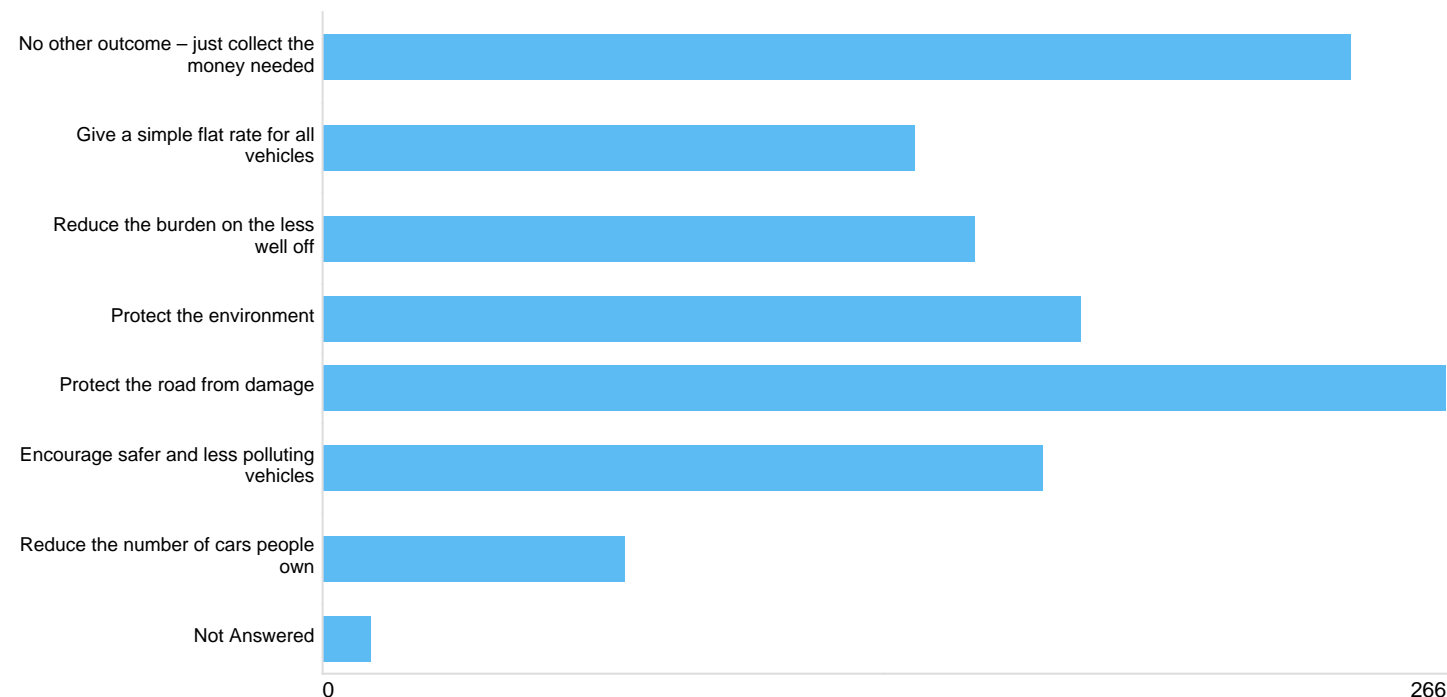
Option	Total	Percent
Continuation of a vehicle duty system	349	57.50%
Charge per mile driven	170	28.01%
An additional vehicle purchase tax	13	2.14%
None of the above	70	11.53%
Not Answered	5	0.82%

Q1 road maintenance funding source why text

There were **364** responses to this part of the question.

Question 12: What outcomes should the Department seek from the tax system in addition to raising a given amount of money?

Q4 outcomes checkbox options



Option	Total	Percent
No other outcome – just collect the money needed	243	40.03%
Give a simple flat rate for all vehicles	140	23.06%
Reduce the burden on the less well off	154	25.37%
Protect the environment	179	29.49%
Protect the road from damage	266	43.82%
Encourage safer and less polluting vehicles	170	28.01%
Reduce the number of cars people own	71	11.70%
Not Answered	11	1.81%

Q4 outcomes why text

There were **246** responses to this part of the question.

Question 13: Please provide any further comments or recommendations.

Q13 further comments text

There were **374** responses to this part of the question.