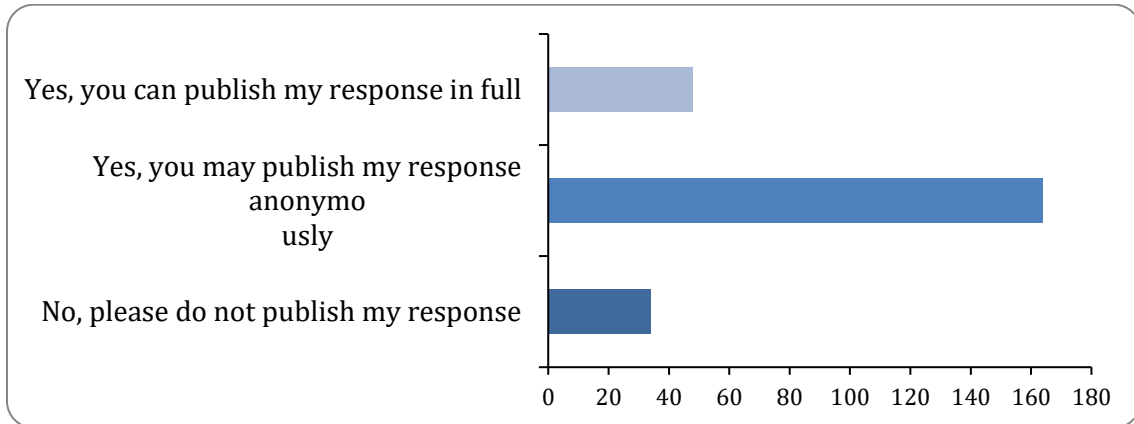


Using Bus Vannin Services if you have a disability

1: May we publish your response?

Consent publishing

There were 246 responses to this part of the question.

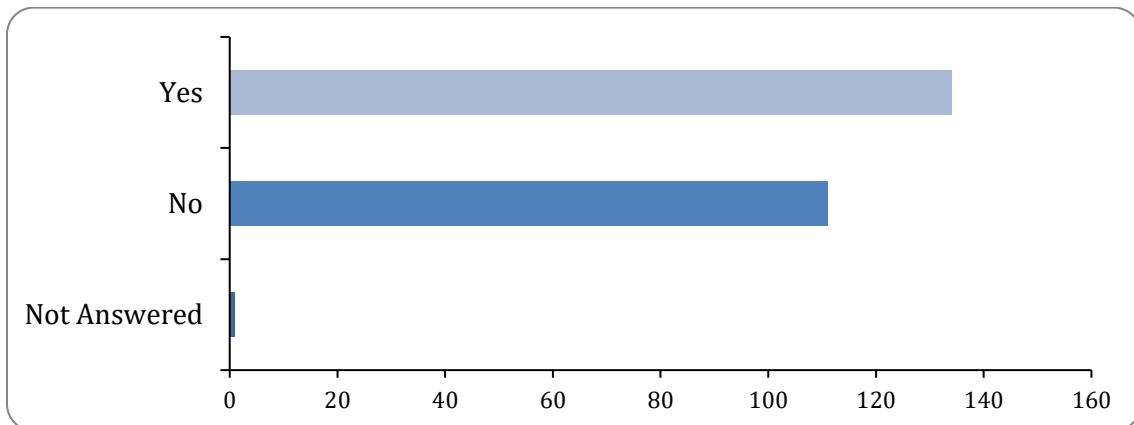


Option	Total	Percent
Yes, you can publish my response in full	48	19.51%
Yes, you may publish my response anonymously	164	66.67%
No, please do not publish my response	34	13.82%
Not Answered	0	0.00%

2: Are you a person with a disability?

person with disability

There were 245 responses to this part of the question.



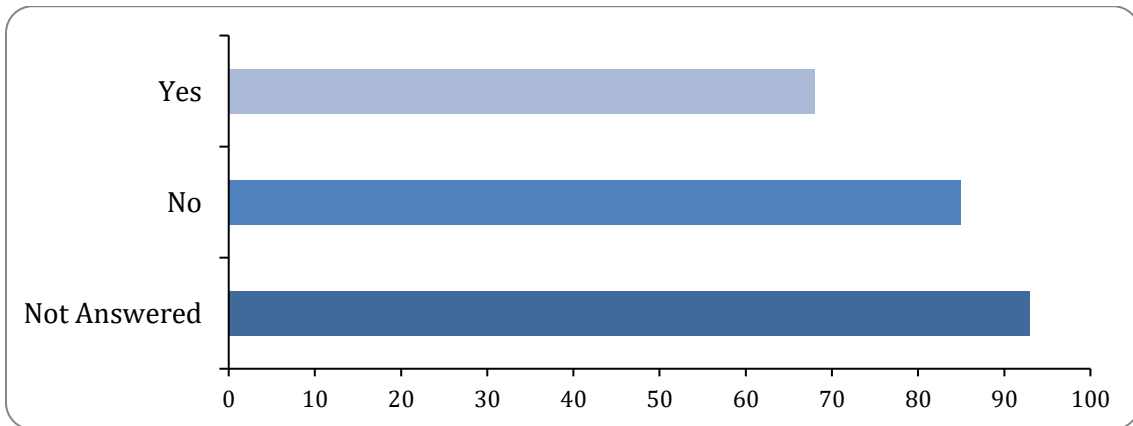
Option	Total	Percent
Yes	134	54.47%
No	111	45.12%
Not Answered	1	0.41%

If yes disability, 4 characters of your postcode

There were 139 responses to this part of the question.

If no, do you assist a person with disability

There were 153 responses to this part of the question.



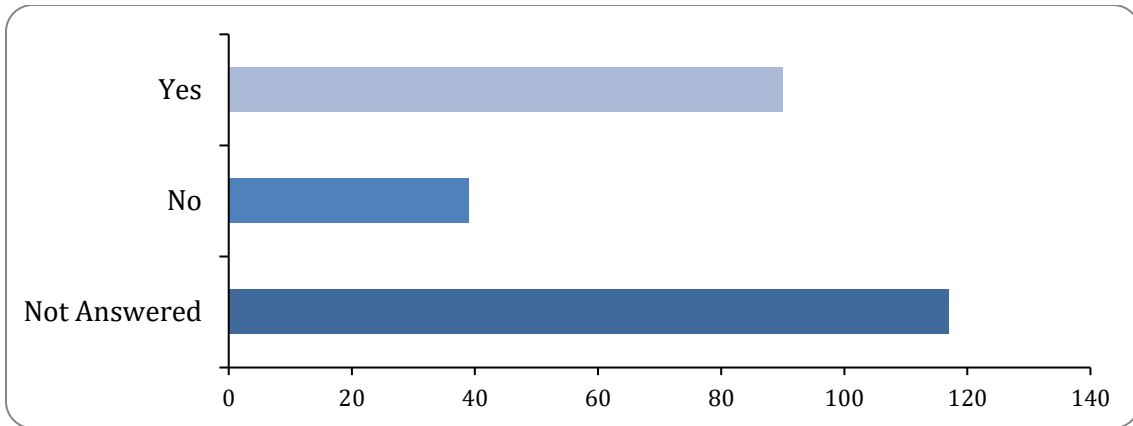
Option	Total	Percent
Yes	68	27.64%
No	85	34.55%
Not Answered	93	37.80%

If Yes person you assist first 4 digits of the postcode

There were 68 responses to this part of the question.

friend of family member

There were 129 responses to this part of the question.

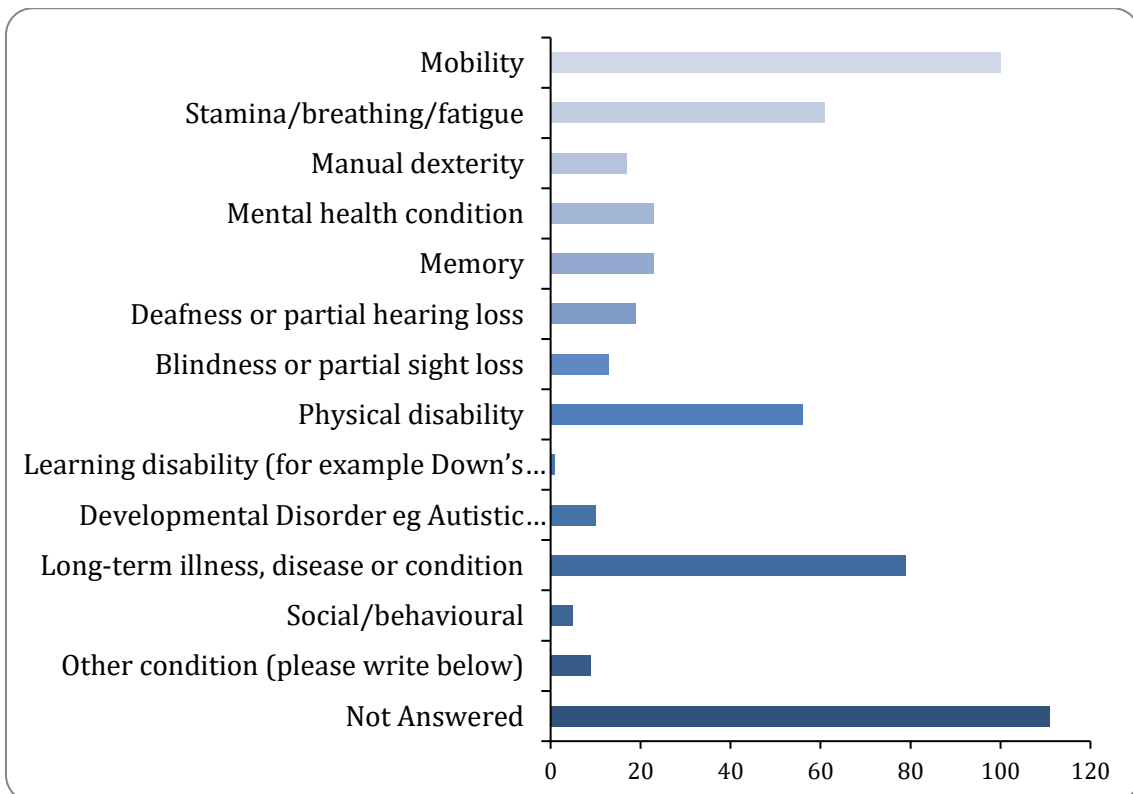


Option	Total	Percent
Yes	90	36.59%
No	39	15.85%
Not Answered	117	47.56%

3: What disability or disabilities do you have? (please tick as many boxes as apply)

what disabilities - person with disabilities

There were 135 responses to this part of the question.



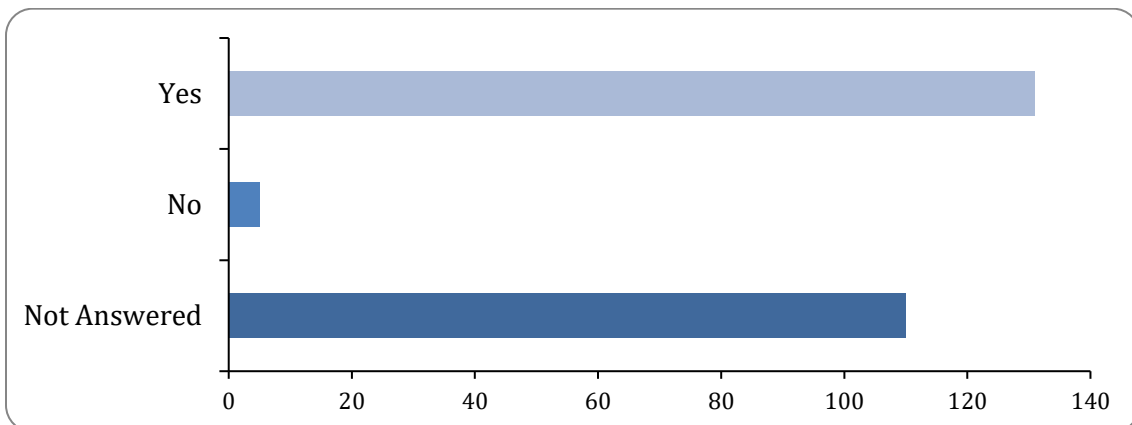
Option	Total	Percent
Mobility	100	40.65%
Stamina/breathing/fatigue	61	24.80%
Manual dexterity	17	6.91%
Mental health condition	23	9.35%
Memory	23	9.35%
Deafness or partial hearing loss	19	7.72%
Blindness or partial sight loss	13	5.28%
Physical disability	56	22.76%
Learning disability (for example Down's Syndrome)	1	0.41%
Developmental Disorder eg Autistic Spectrum Disorder or Asperger's Syndrome	10	4.07%
Long-term illness, disease or condition	79	32.11%
Social/behavioural	5	2.03%
Other condition (please write below)	9	3.66%
Not Answered	111	45.12%

If other disability - person with disabilities

There were 12 responses to this part of the question.

4: Are your day-to-day activities limited because of a health problem or disability which has lasted, or is expected to last, at least 12 months? activities limited - person with disability

There were 136 responses to this part of the question.

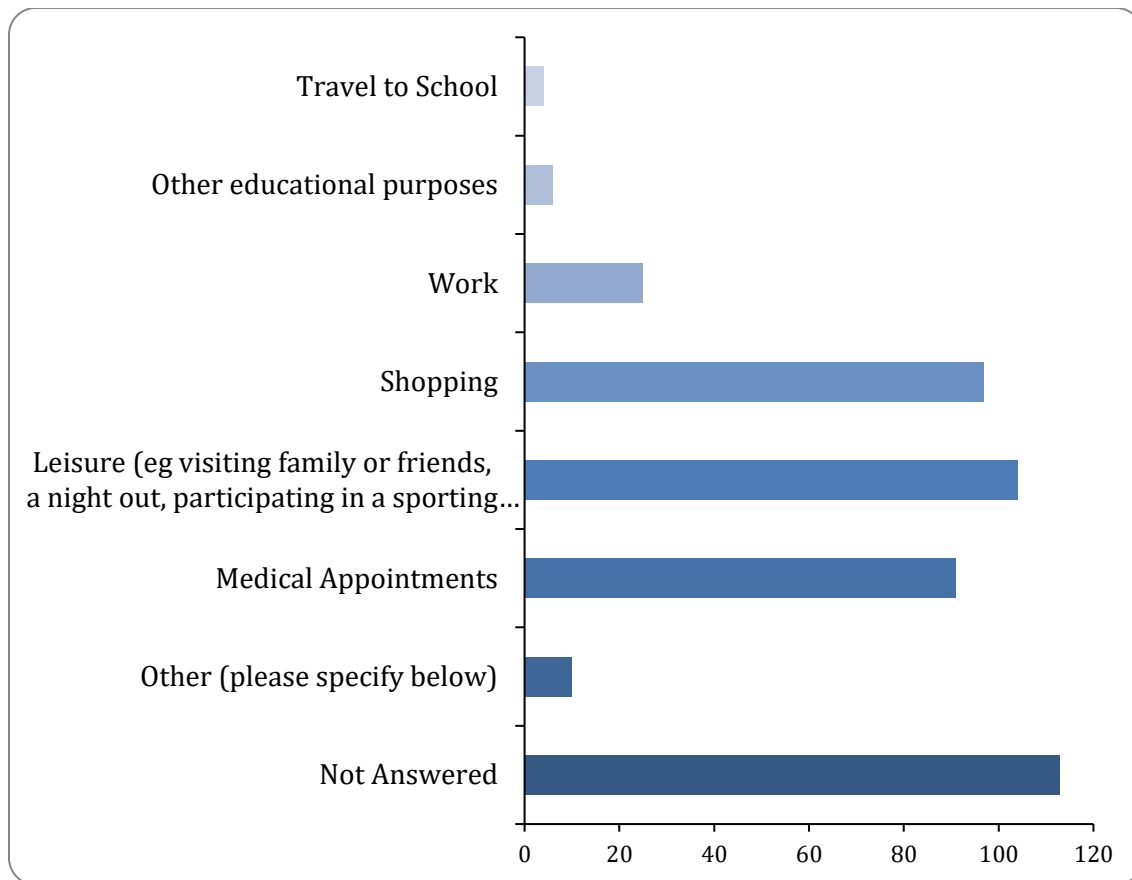


Option	Total	Percent
Yes	131	53.25%
No	5	2.03%
Not Answered	110	44.72%

5: Please indicate your reason(s) for travelling by bus (please tick as many as apply)

reasons for using bus - person with disabilities

There were 133 responses to this part of the question.



Option	Total	Percent
Travel to School	4	1.63%
Other educational purposes	6	2.44%
Work	25	10.16%
Shopping	97	39.43%
Leisure (eg visiting family or friends, a night out, participating in a sporting or cultural activity)	104	42.28%
Medical Appointments	91	36.99%

Other (please specify below)	10	4.07%
Not Answered	113	45.93%

If other reason for using a bus - person with disabilities

There were 12 responses to this part of the question.

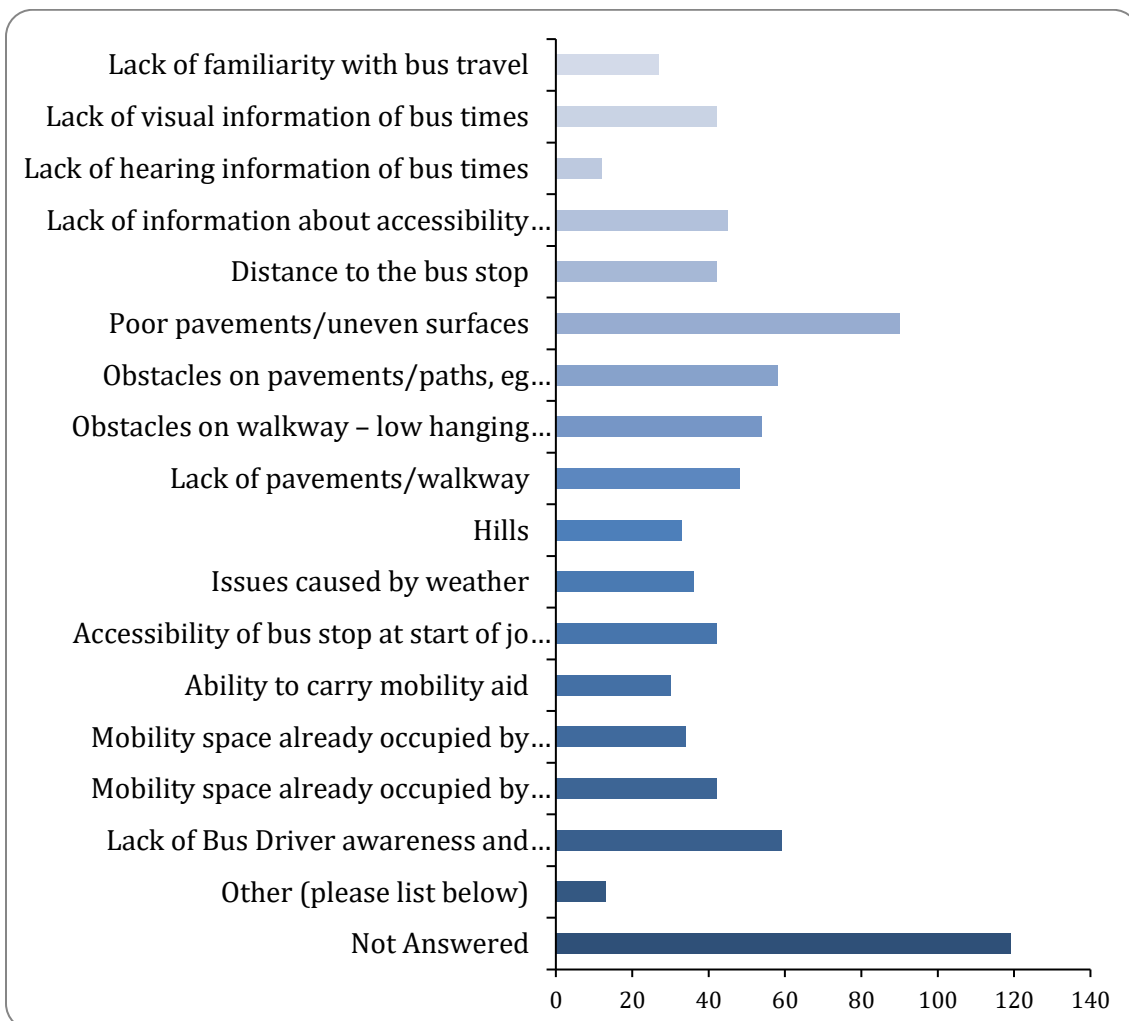
6: If you are unable to use the bus, please write in the reason why

Comments unable to use bus - person with disabilities

There were 49 responses to this part of the question.

**7: Have you experienced any of the following barriers in accessing, or travelling, by bus? (select all that apply)
barriers - person with disability**

There were 127 responses to this part of the question.



Option	Total	Percent
Lack of familiarity with bus travel	27	10.98%
Lack of visual information of bus times	42	17.07%
Lack of hearing information of bus times	12	4.88%
Lack of information about accessibility of bus stops	45	18.29%
Distance to the bus stop	42	17.07%
Poor pavements/uneven surfaces	90	36.59%
Obstacles on pavements/paths, eg bollards, road works wheelie bins	58	23.58%
Obstacles on walkway – low hanging branches	54	21.95%
Lack of pavements/walkway	48	19.51%
Hills	33	13.41%
Issues caused by weather	36	14.63%
Accessibility of bus stop at start of journey and destination stop	42	17.07%
Ability to carry mobility aid	30	12.20%
Mobility space already occupied by another mobility aid	34	13.82%
Mobility space already occupied by another pram	42	17.07%
Lack of Bus Driver awareness and assistance	59	23.98%
Other (please list below)	13	5.28%
Not Answered	119	48.37%

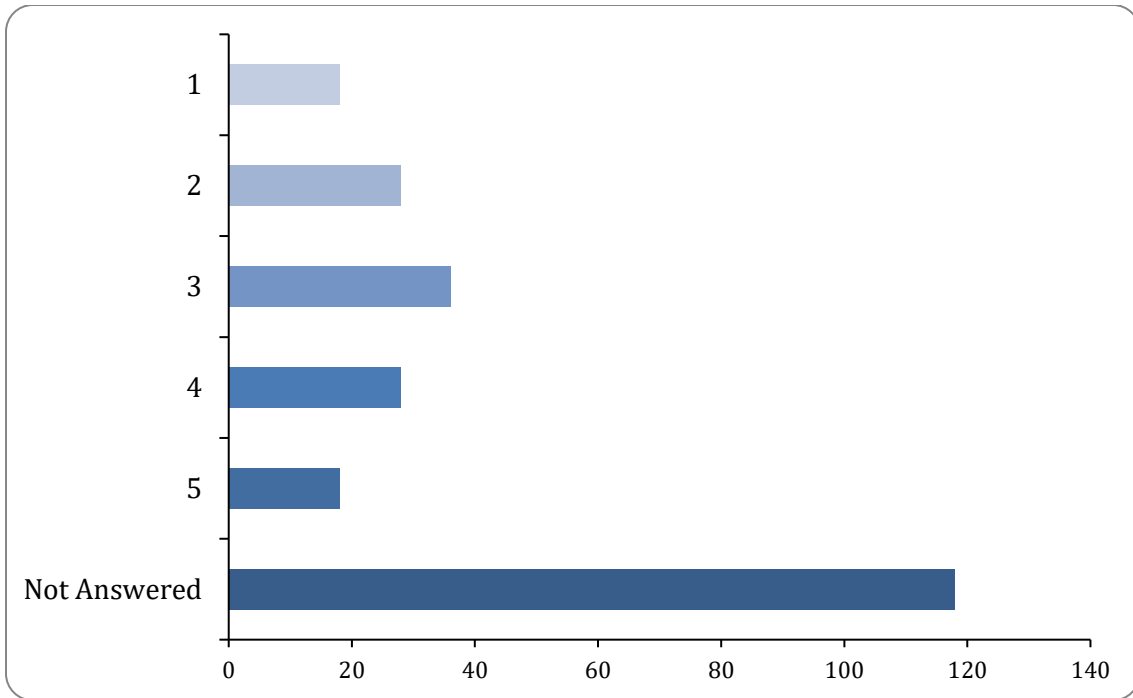
If other barrier - person with disabilities

There were 29 responses to this part of the question.

8: On a scale of 1 to 5, (1 = very easy, 5 = difficult) how easy is it to find information about the buses

how easy is it to find information - On the internet?

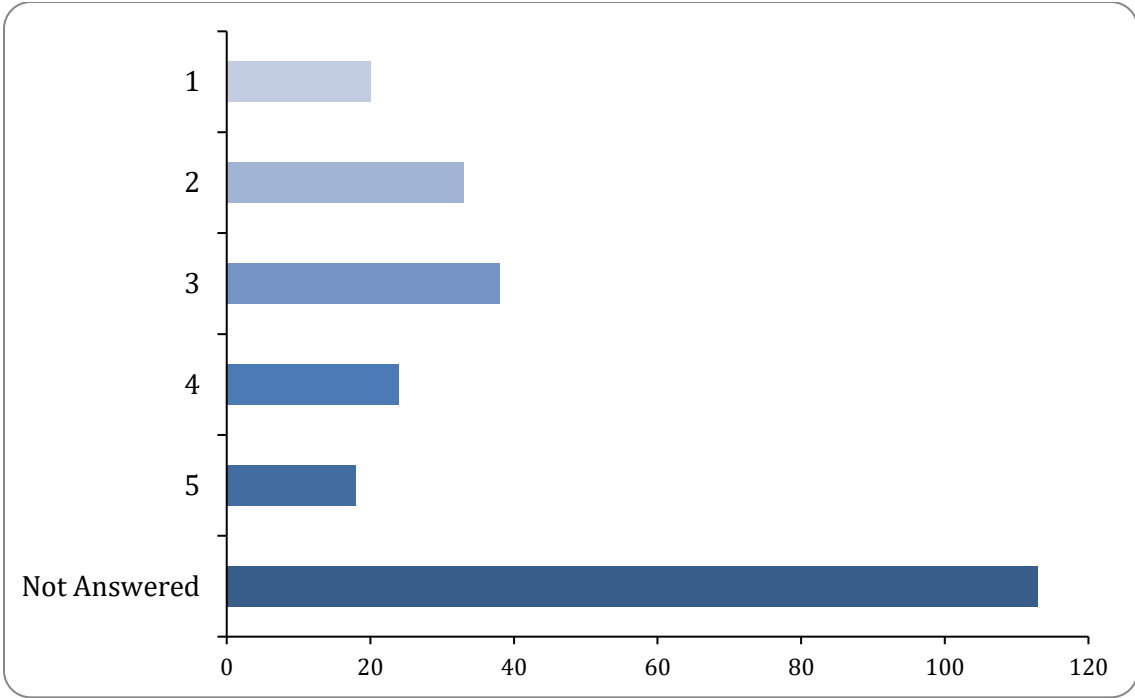
There were 128 responses to this part of the question.



Option	Total	Percent
1	18	7.32%
2	28	11.38%
3	36	14.63%
4	28	11.38%
5	18	7.32%
Not Answered	118	47.97%

how easy is it to find information - From the bus timetables?

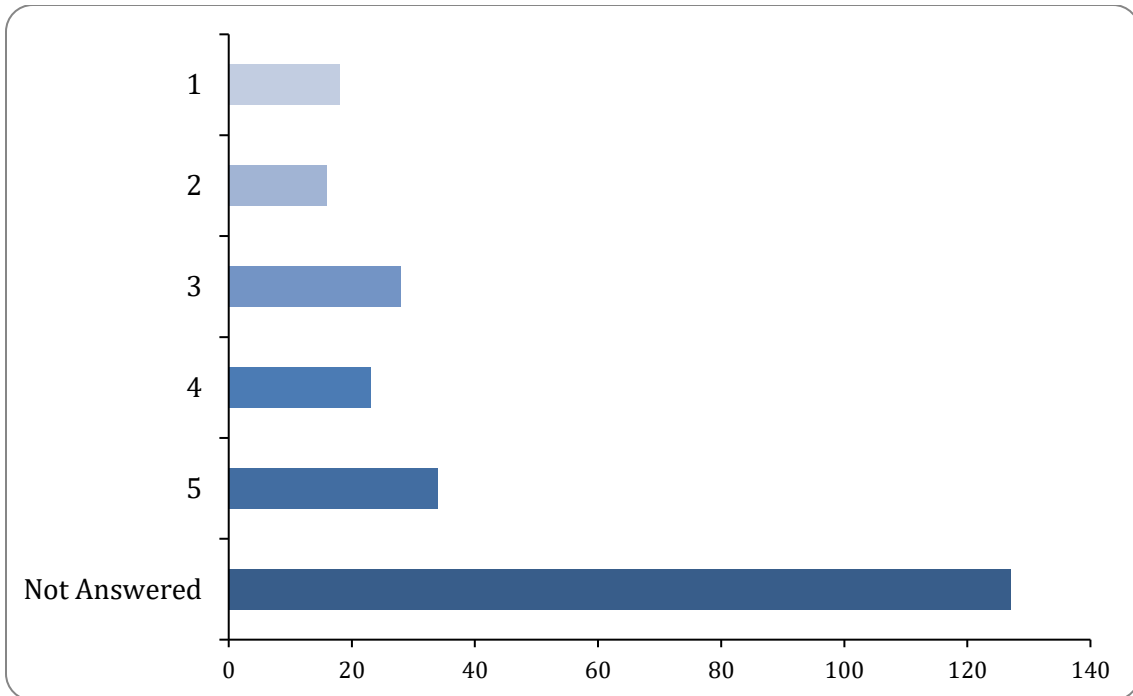
There were 133 responses to this part of the question.



Option	Total	Percent
1	20	8.13%
2	33	13.41%
3	38	15.45%
4	24	9.76%
5	18	7.32%
Not Answered	113	45.93%

how easy is it to find information - On social media?

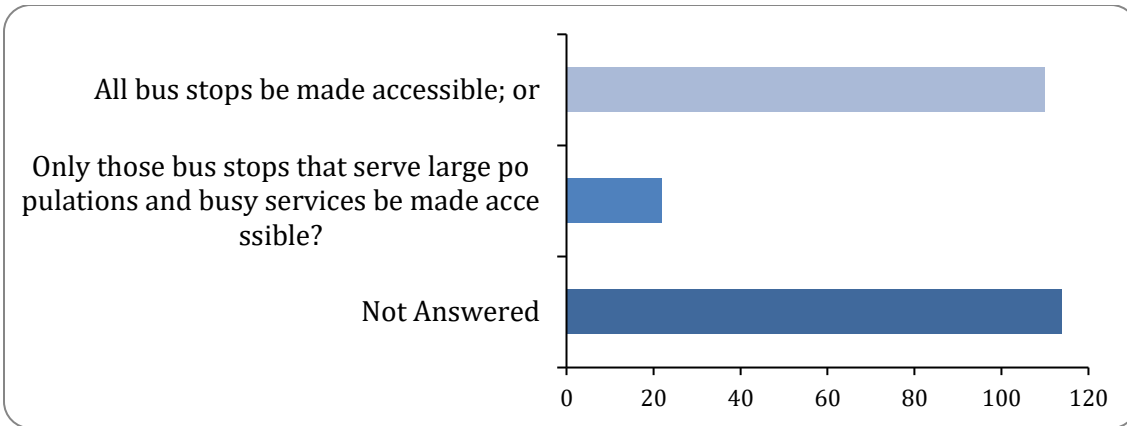
There were 119 responses to this part of the question.



Option	Total	Percent
1	18	7.32%
2	16	6.50%
3	28	11.38%
4	23	9.35%
5	34	13.82%
Not Answered	127	51.63%

9: Currently, there are only a very limited number of accessible bus stops on the Isle of Man. The average cost of making a bus stop accessible is £6,500. Should: accessible bus stops - person with a disability

There were 132 responses to this part of the question.

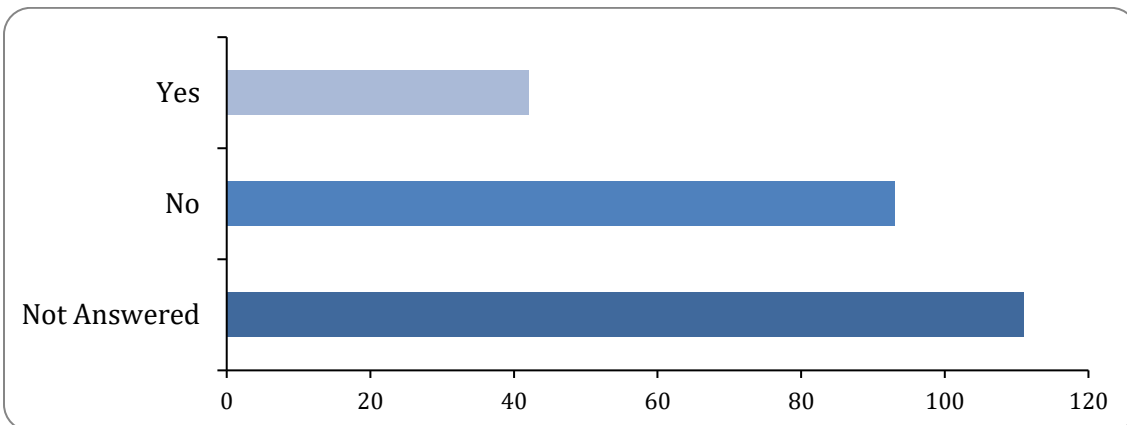


Option	Total	Percent
All bus stops be made accessible; or	110	44.72%
Only those bus stops that serve large populations and busy services be made accessible?	22	8.94%
Not Answered	114	46.34%

10: Are you a wheelchair or mobility scooter user?

wheelchair or mobility scooter user

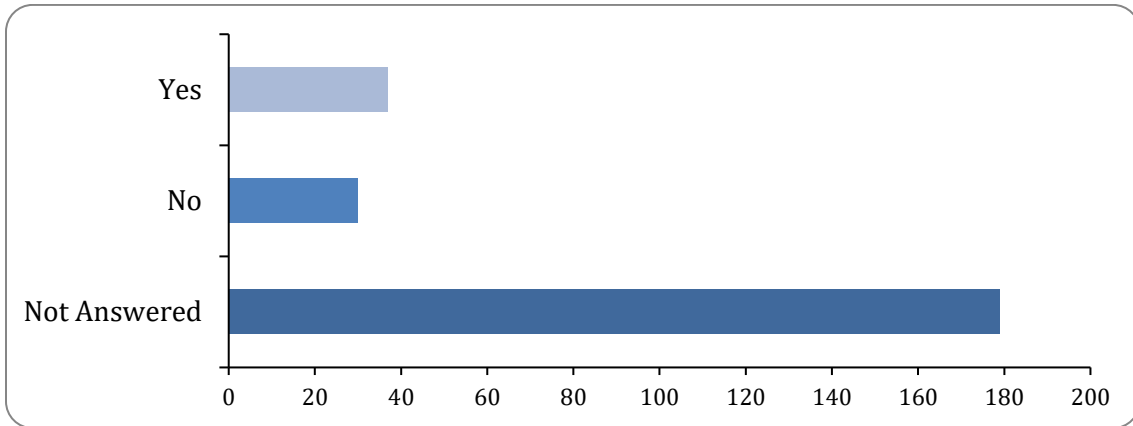
There were 135 responses to this part of the question.



Option	Total	Percent
Yes	42	17.07%
No	93	37.80%
Not Answered	111	45.12%

workshop discussion

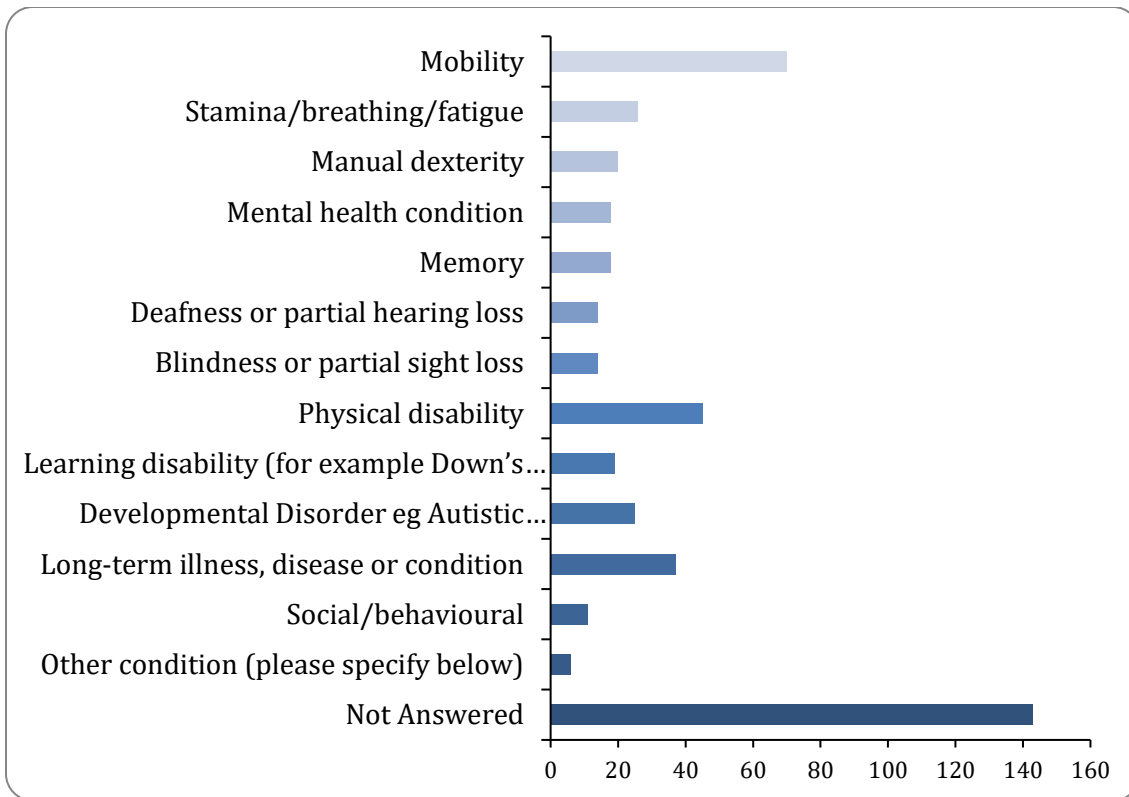
There were 67 responses to this part of the question.



Option	Total	Percent
Yes	37	15.04%
No	30	12.20%
Not Answered	179	72.76%

3: What disability or disabilities does the person you are responding about, have? (please tick as many boxes as apply) what disabilities - person that assists

There were 103 responses to this part of the question.



Option	Total	Percent
Mobility	70	28.46%
Stamina/breathing/fatigue	26	10.57%
Manual dexterity	20	8.13%
Mental health condition	18	7.32%
Memory	18	7.32%
Deafness or partial hearing loss	14	5.69%
Blindness or partial sight loss	14	5.69%
Physical disability	45	18.29%
Learning disability (for example Down's Syndrome)	19	7.72%
Developmental Disorder eg Autistic Spectrum Disorder or Asperger's Syndrome	25	10.16%
Long-term illness, disease or condition	37	15.04%
Social/behavioural	11	4.47%
Other condition (please specify below)	6	2.44%
Not Answered	143	58.13%

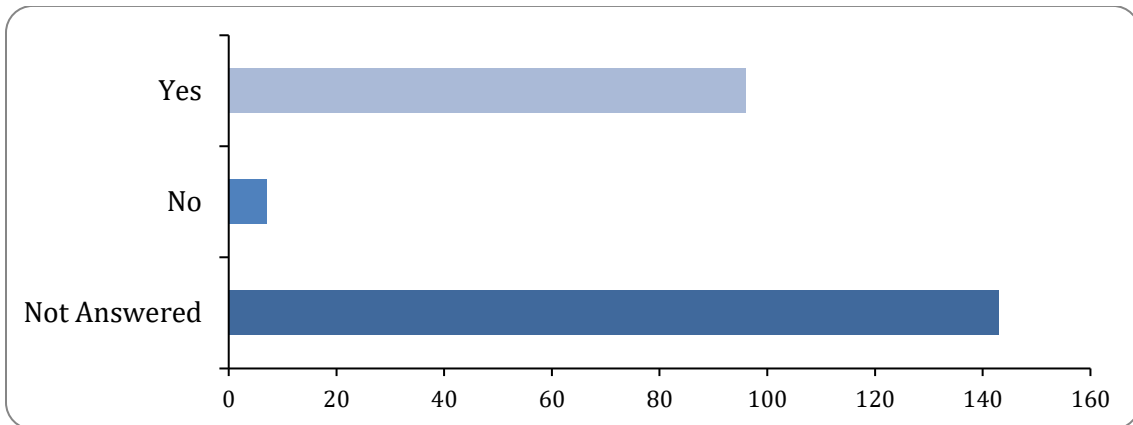
If other disability - person who assists

There were 12 responses to this part of the question.

4: Are their day-to-day activities limited because of a health problem or disability which has lasted, or is expected to last, at least 12 months?

activities limited - person who assists

There were 103 responses to this part of the question.

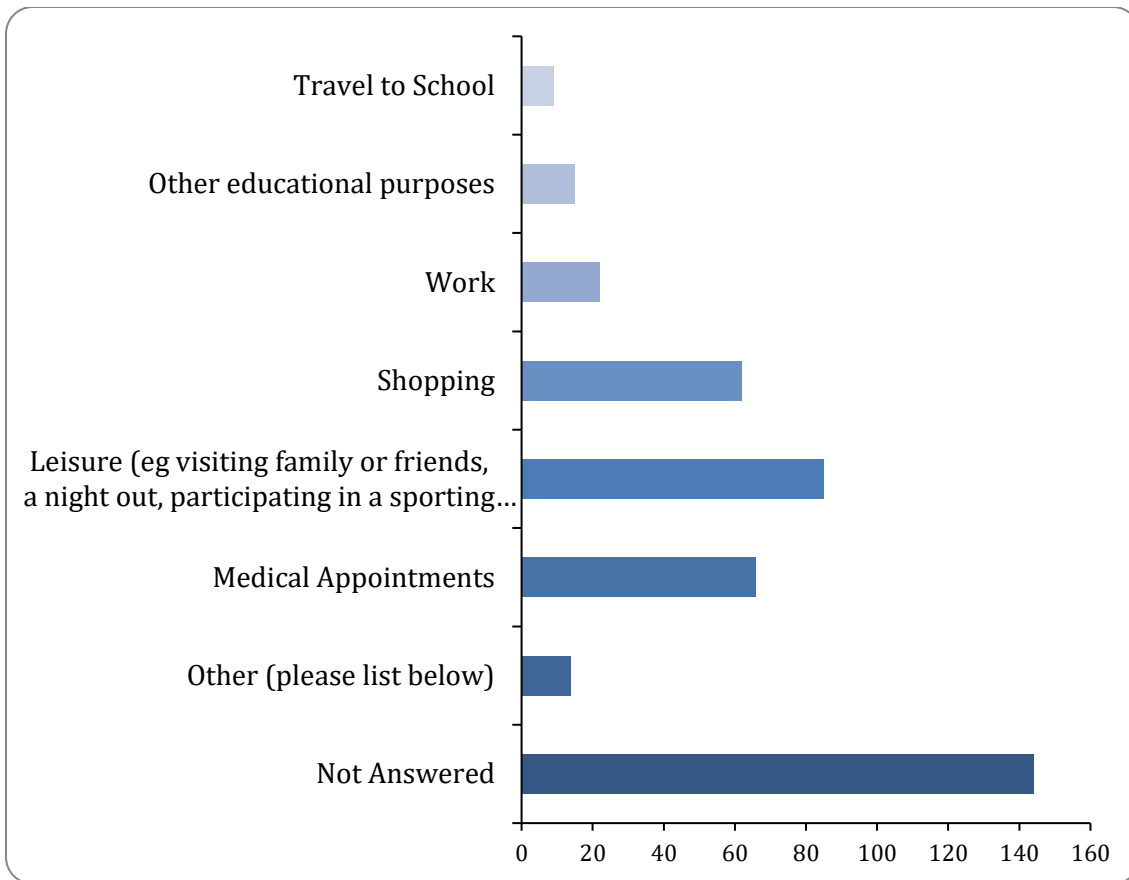


Option	Total	Percent
Yes	96	39.02%
No	7	2.85%
Not Answered	143	58.13%

5: Please indicate their reason(s) for using the bus (please tick as many as apply)

reason for using bus - person who assists

There were 102 responses to this part of the question.



Option	Total	Percent
Travel to School	9	3.66%
Other educational purposes	15	6.10%
Work	22	8.94%
Shopping	62	25.20%
Leisure (eg visiting family or friends, a night out, participating in a sporting or cultural activity)	85	34.55%
Medical Appointments	66	26.83%
Other (please list below)	14	5.69%
Not Answered	144	58.54%

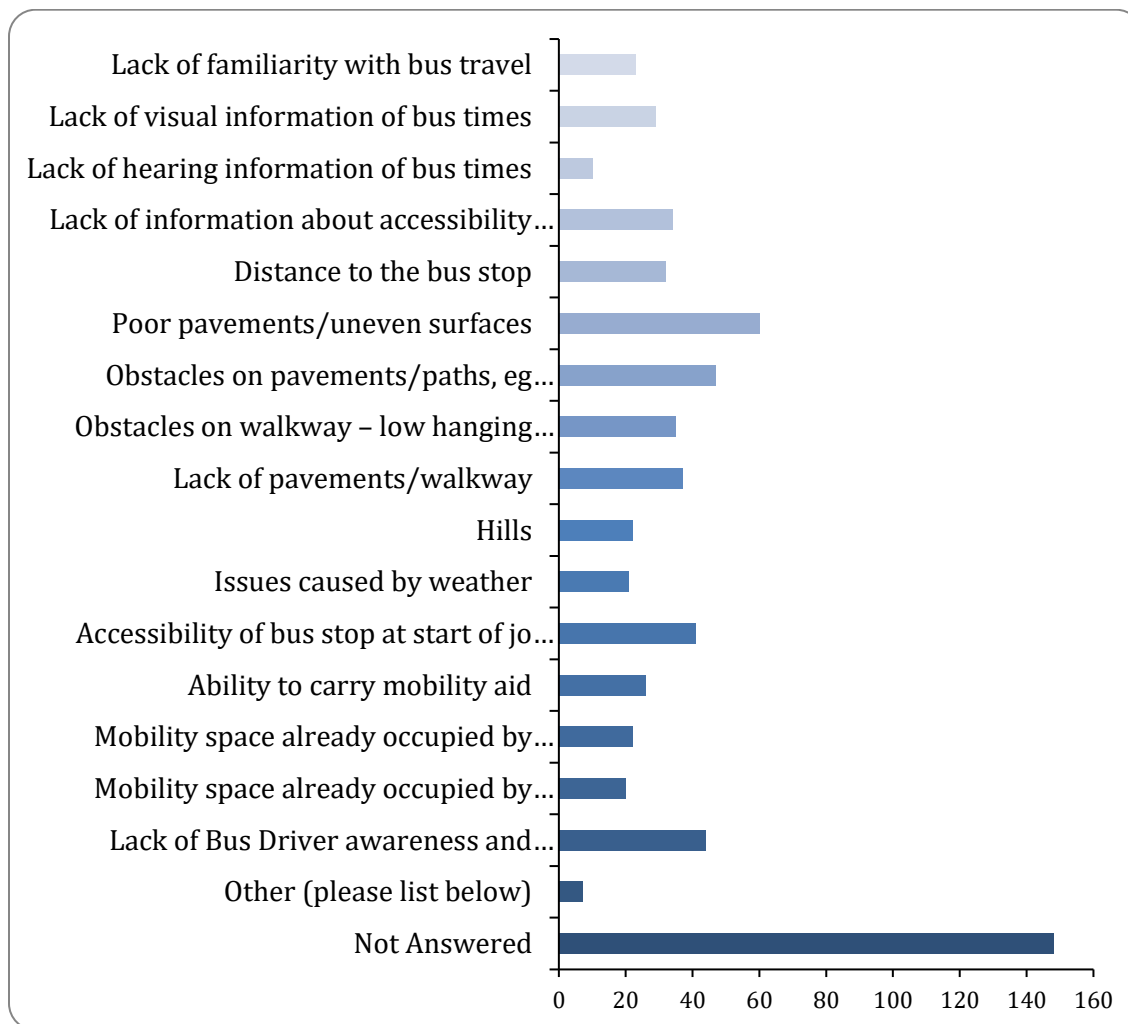
6: If the person with a disability you are responding on behalf of, is unable to use the bus, please write in the reason why

comments unable to use bus - person who assists

There were 49 responses to this part of the question.

7: Has the person you are responding on behalf of experienced any of the following barriers in accessing, or travelling, by bus? (select all that apply) barriers - person that assists

There were 98 responses to this part of the question.



Option	Total	Percent
Lack of familiarity with bus travel	23	9.35%
Lack of visual information of bus times	29	11.79%
Lack of hearing information of bus times	10	4.07%
Lack of information about accessibility of bus stops	34	13.82%
Distance to the bus stop	32	13.01%
Poor pavements/uneven surfaces	60	24.39%

Obstacles on pavements/paths, eg bollards, road works wheelie bins	47	19.11%
Obstacles on walkway – low hanging branches	35	14.23%
Lack of pavements/walkway	37	15.04%
Hills	22	8.94%
Issues caused by weather	21	8.54%
Accessibility of bus stop at start of journey and destination stop	41	16.67%
Ability to carry mobility aid	26	10.57%
Mobility space already occupied by another mobility aid	22	8.94%
Mobility space already occupied by another pram	20	8.13%
Lack of Bus Driver awareness and assistance	44	17.89%
Other (please list below)	7	2.85%
Not Answered	148	60.16%

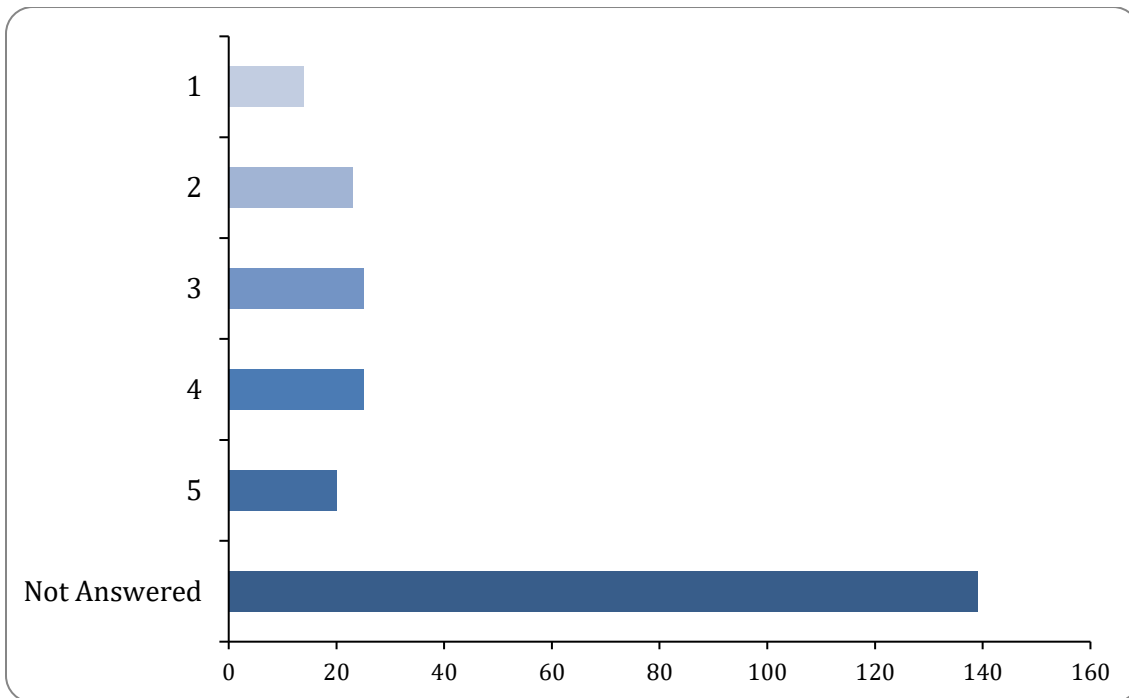
If other barrier - person who assists

There were 13 responses to this part of the question.

8: On a scale of 1 to 5, (1 = very easy, 5 = difficult) how easy is it to find information about the buses

find information about the buses - On the internet?

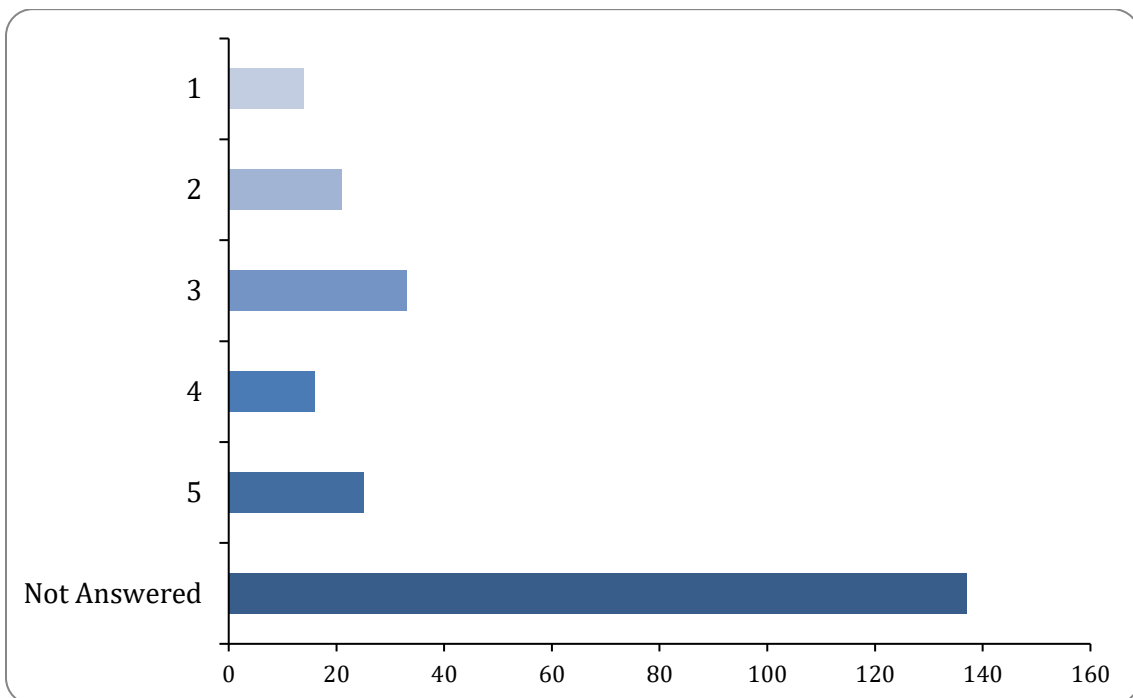
There were 107 responses to this part of the question.



Option	Total	Percent
1	14	5.69%
2	23	9.35%
3	25	10.16%
4	25	10.16%
5	20	8.13%
Not Answered	139	56.50%

find information about the buses - From the bus timetables?

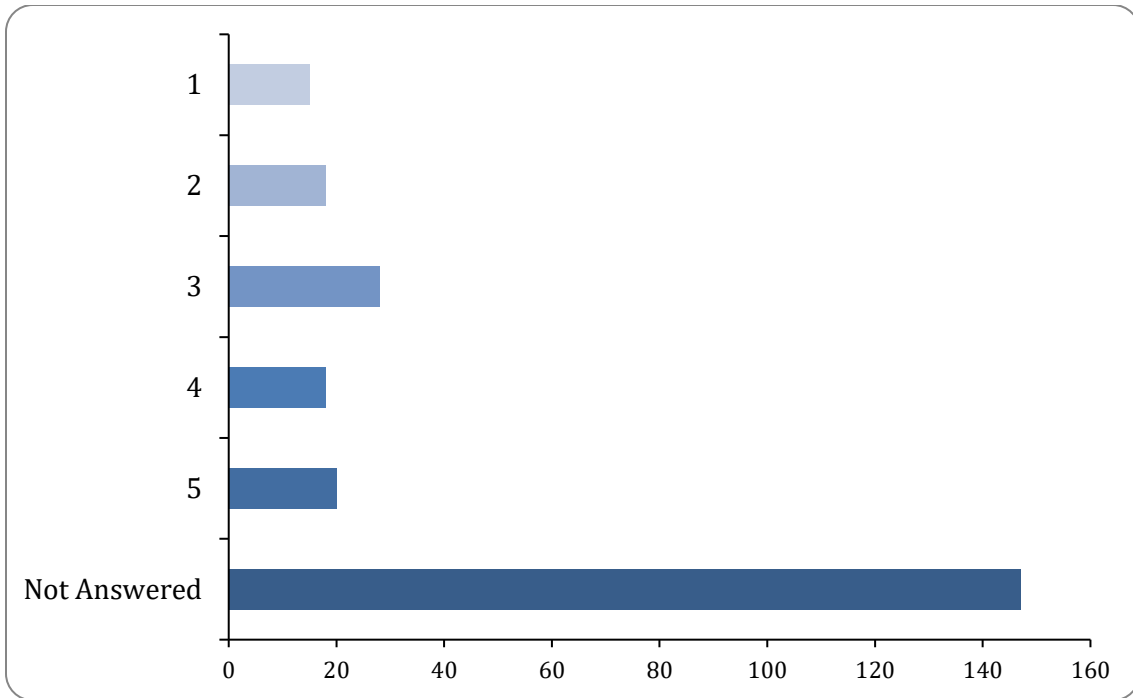
There were 109 responses to this part of the question.



Option	Total	Percent
1	14	5.69%
2	21	8.54%
3	33	13.41%
4	16	6.50%
5	25	10.16%
Not Answered	137	55.69%

find information about the buses - On social media?

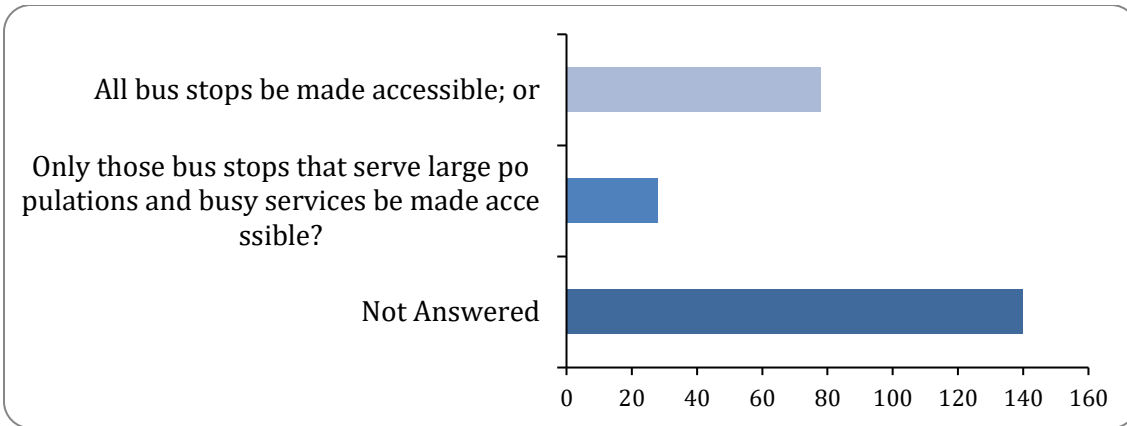
There were 99 responses to this part of the question.



Option	Total	Percent
1	15	6.10%
2	18	7.32%
3	28	11.38%
4	18	7.32%
5	20	8.13%
Not Answered	147	59.76%

9: Currently, there are only a very limited number of accessible bus stops on the Isle of Man. The average cost of making a bus stop accessible is £6,500. Should: accessible bus stops - person who assists

There were 106 responses to this part of the question.



Option	Total	Percent
All bus stops be made accessible; or	78	31.71%
Only those bus stops that serve large populations and busy services be made accessible?	28	11.38%
Not Answered	140	56.91%

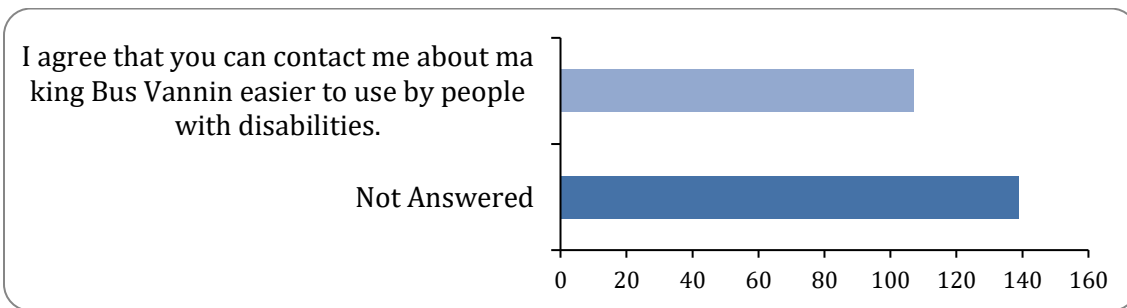
Email

Your email address

There were 118 responses to this part of the question.

agree to contact

There were 107 responses to this part of the question.



Option	Total	Percent
I agree that you can contact me about making Bus Vannin easier to use by people with disabilities.	107	43.50%
Not Answered	139	56.50%

